



UGANDA PRISONS SERVICE

MONTHLY STATISTICS SUMMARY

November, 2023

1. PRISONERS

1.1. Population Change

Table 1: November, 2023 Average Population of Prisoners

Categories	October 2023			November 2023			Percentage Change (%)
	Males	Females	Total	Males	Females	Total	
Convicts:	37,297	1,777	39,074	37,913	1,832	39,745	1.7
Remands:	34,754	1,710	36,464	34,609	1,689	36,298	-0.5
Debtors:	361	107	468	399	127	526	12.4
Total:	72,412	3,594	76,006	72,921	3,648	76,569	0.7
Percentage (%)	95.3	4.7	100.0	95.2	4.8	100.0	
Approved Capacity			20,996			20,996	0.0
Occupancy Rate (%)			362.0			364.7	0.7

1.2. Percentage composition of remands, convicts and debtors

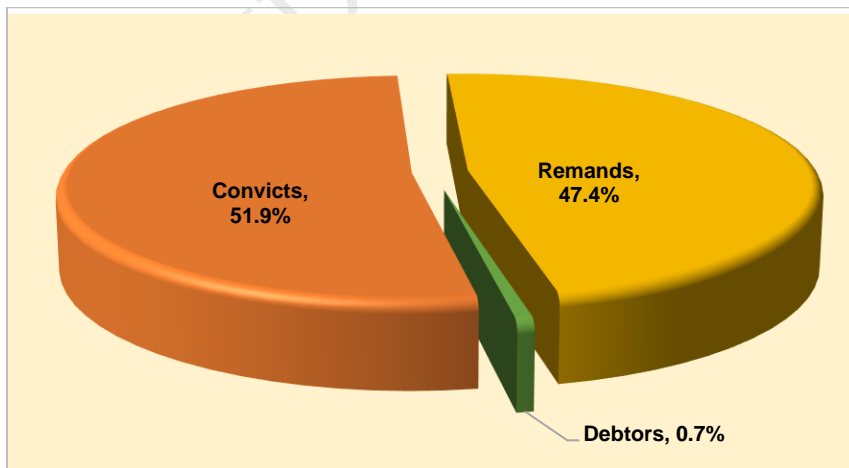


Figure 1: Composition of Prisons population

1.3. Monthly Population Trend of Prisoners from January to November, 2023.

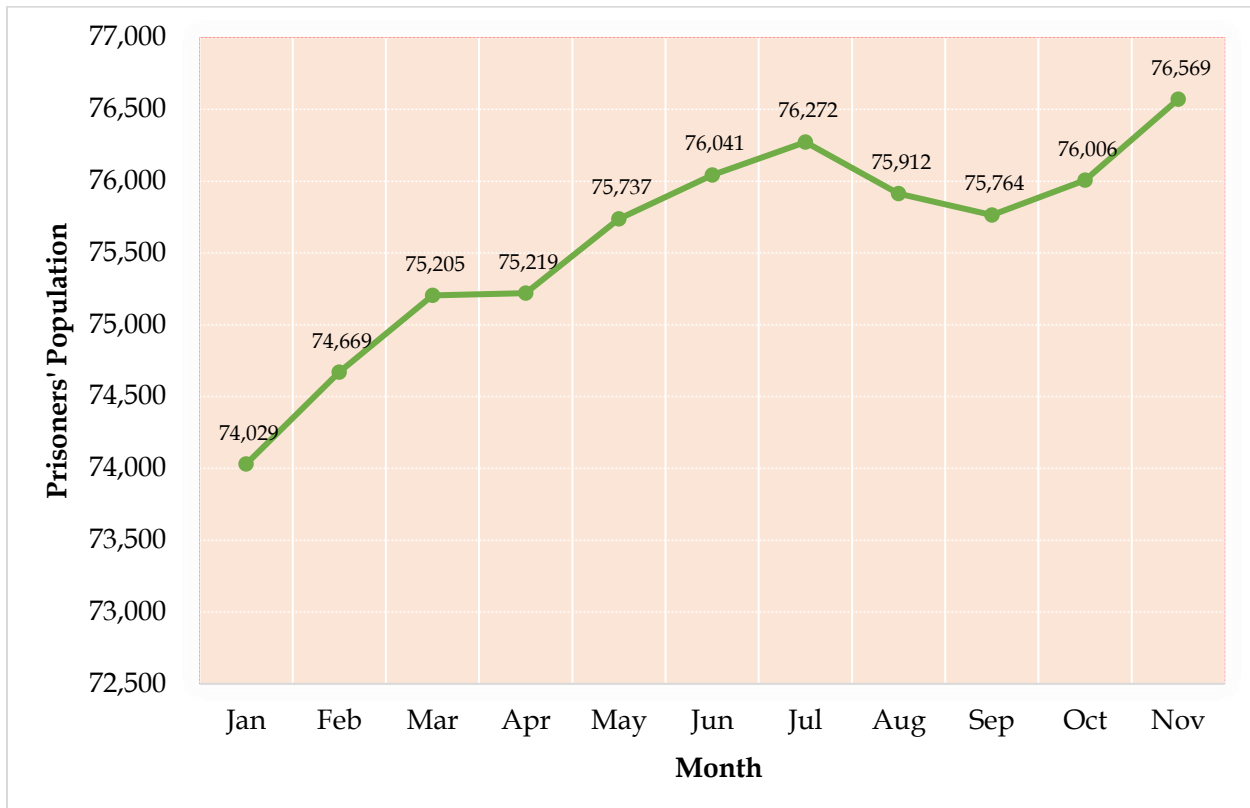


Figure 2: Trend of prisoners' population growth for the period between January to November, 2023.

1.4. Population Composition Trends for Convicts, Remands, and Debtors from January to November, 2023.

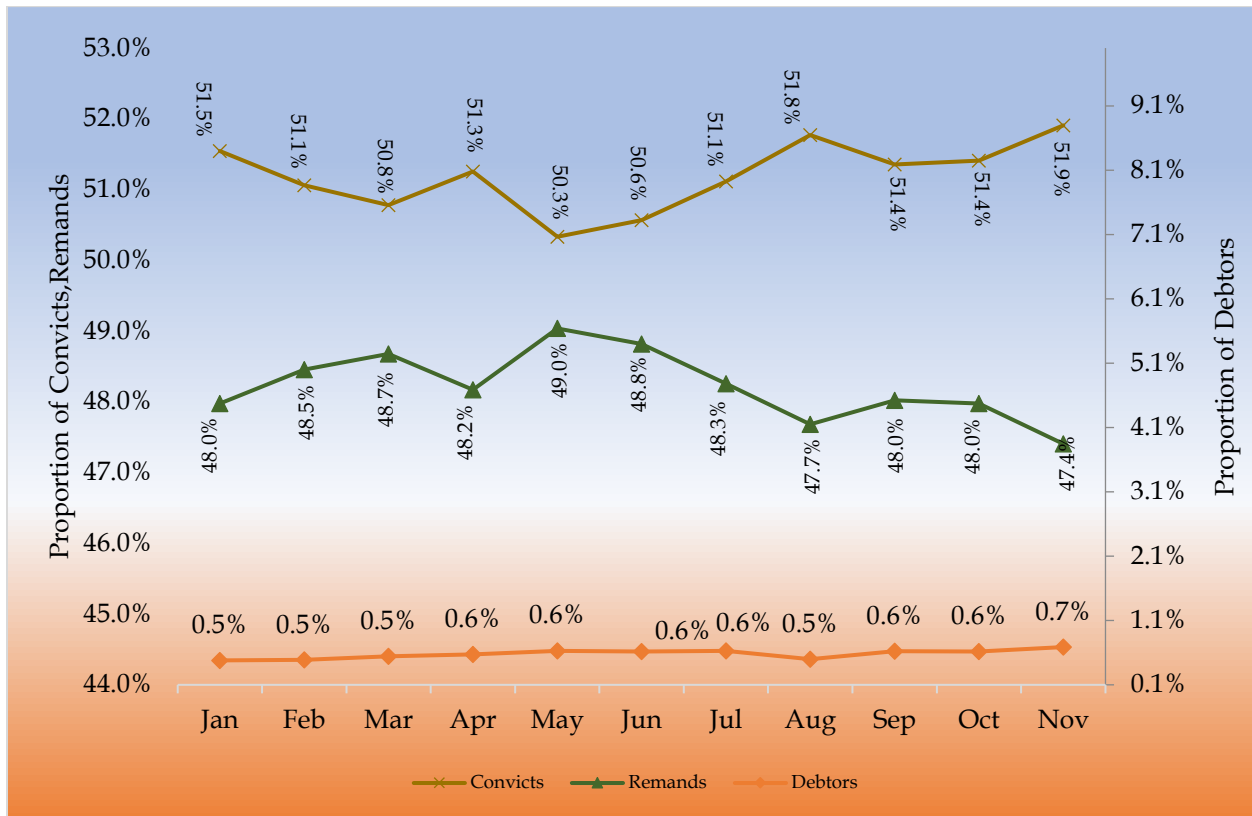


Figure 3: Monthly composition trends of convicts, remands, and debtors

2. STAFFING POSITION

2.1 Staff Strength

Table 2: November, 2023 Staff Strength.

STAFF CATEGORY	GENDER		TOTAL
	Males	Females	
Uniformed	9,778	4,042	13,820
Senior officers	520	116	636
Principal officers	670	173	843
NCOs	8,588	3,753	12,341
Non-Uniformed	271	239	510
Senior officers	100	78	178
Junior officers	171	161	332
GRAND TOTAL	10,049	4,281	14,330
Percentage	70.1	29.9	100.0

2.2 Uniformed staff by Rank

Table 3: Uniformed staff by Rank

Rank	Gender		Total
	Male	Female	
CGP	1	-	1
DCGP	1	-	1
ACGP	6	-	6
SCP	3	-	3
CP	15	5	20
ACP	16	6	22
SSP	41	7	48
SP	98	29	127
SASP	33	8	41
ASP	139	25	164
CASP	167	36	203
PO I	246	63	309
PO II	168	48	216
CPO	256	62	318
Ch/Wdr I	238	60	298
Ch/Wdr II	297	96	393
Ch/Wdr III	533	216	749
Sgt/Wdr	1,220	583	1,803
Cpl/Wdr	2,058	1,034	3,092
L/Cpl	686	320	1,006
Wdr	3,556	1,444	5,000
Total	9,778	4,042	13,820