

# UGANDA PRISONS SERVICE

## MONTHLY STATISTICS SUMMARY

### March 2023

## 1. PRISONERS

### 1.1. Population Change

Table 1: March, 2023 Average Population of Prisoners

Categories	Mar-2023			Feb-2023			Percentage Change (%)
	Males	Females	Total	Males	Females	Total	
Convicts:	36,551	1,639	38,190	36,471	1,655	38,126	0.2
Remands:	34,831	1,775	36,606	34,452	1,728	36,180	1.2
Debtors:	307	102	409	281	82	363	12.7
<b>Total:</b>	<b>71,689</b>	<b>3,516</b>	<b>75,205</b>	<b>71,204</b>	<b>3,465</b>	<b>74,669</b>	<b>0.7</b>
Percentage (%)	95.3	4.7	100.0	95.4	4.6	100.0	
Approved Capacity			20,036			20,036	
Occupancy Rate (%)			375.3			372.7	2.6

### 1.2. Percentage composition of remands, convicts and debtors

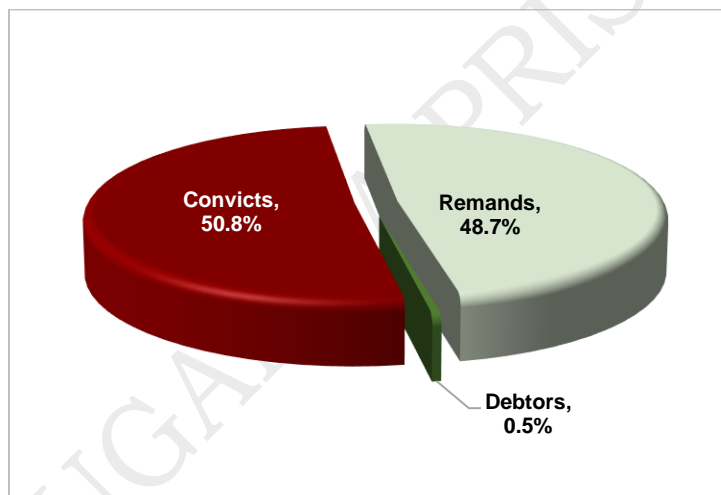
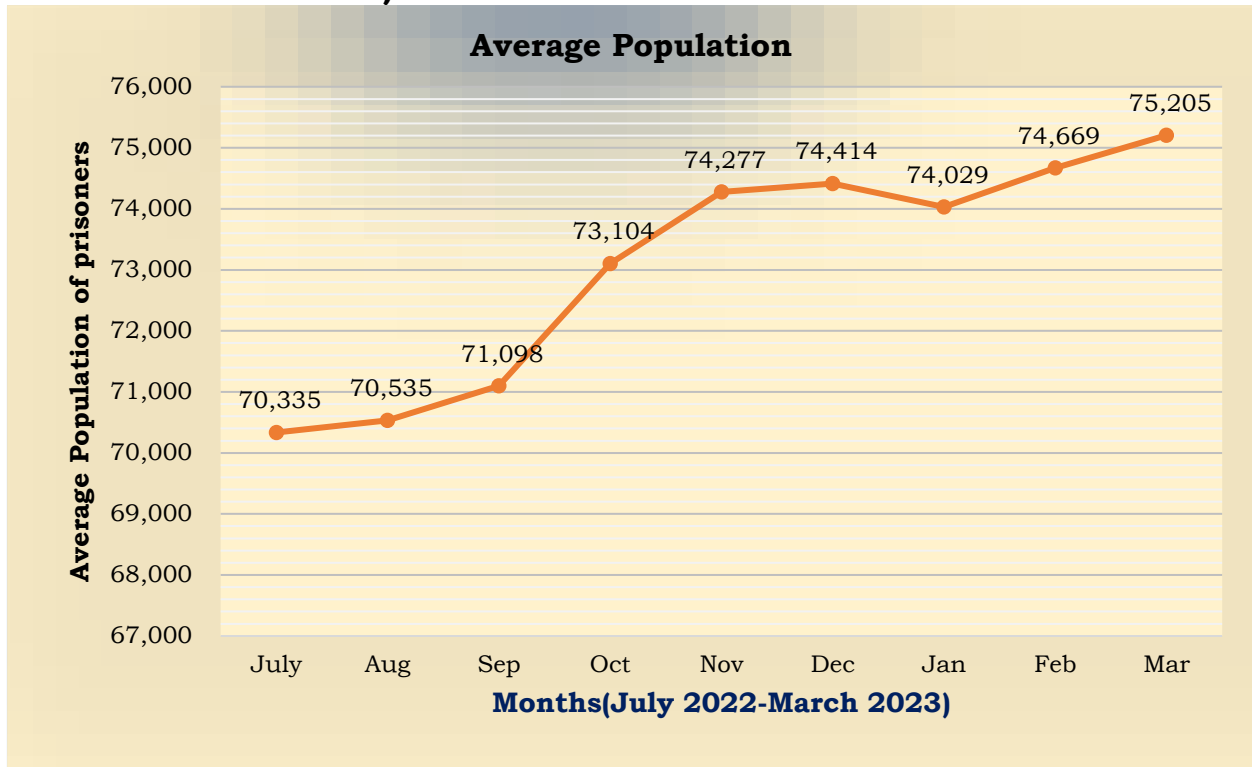


Figure 1: Composition of Prisons population

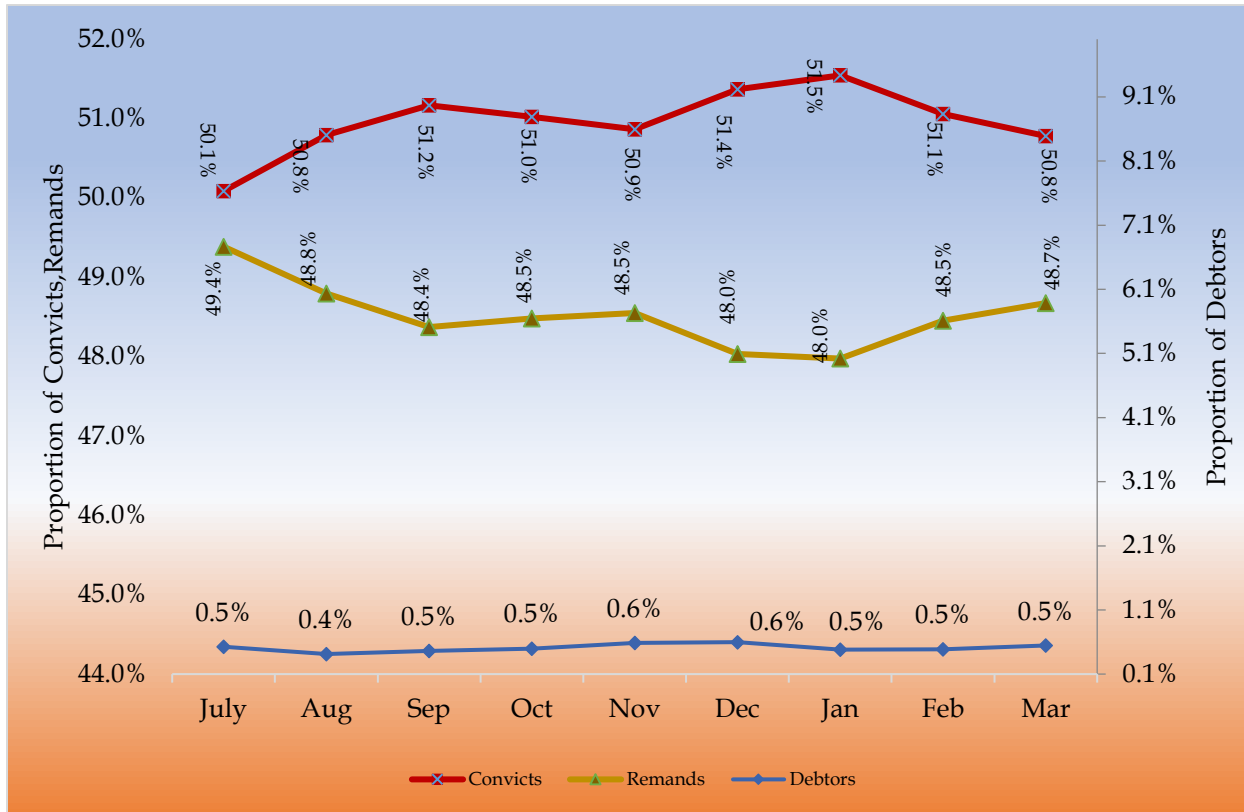
### 1.3. Monthly Population Trend of Prisoners in FY2022/23 (July 2022 – March 2023)



**Figure 2:** Trend of prisoners' population growth for the period between July 2022 - March 2023

UGANDA PRISON

### 1.4. Population Composition Trends for Convicts, Remands, and Debtors from July 2022 to March, 2023(FY2022/23)



**Figure 3:** Monthly composition trends of convicts, remands, and debtors

## 2. STAFFING POSITION

### 2.1 Staff Strength

Table 2: March 2023 Staff Strength.

STAFF CATEGORY	GENDER		TOTAL
	Males	Females	
<b>Uniformed</b>	<b>8,231</b>	<b>3,365</b>	<b>11,596</b>
Senior officers	350	81	431
Principal officers	412	109	521
NCOs	7,469	3,175	10,644
<b>Non-Uniformed</b>	<b>273</b>	<b>240</b>	<b>513</b>
Senior officers	100	78	178
Junior officers	173	162	335
<b>Total</b>	<b>8,504</b>	<b>3,605</b>	<b>12,109</b>
<b>Trainees at PATS</b>	<b>1,606</b>	<b>632</b>	<b>2,238</b>
CASPs	165	36	201
CPOs	257	62	319
Recruit Wdrs/Wdrss	1184	534	1718
<b>GRAND TOTAL</b>	<b>10,110</b>	<b>4,237</b>	<b>14,347</b>
Percentage	70.5	29.5	100.0

## 2.2 Uniformed staff by Rank

Table 3: Uniformed staff by Rank

Rank	Sex		Total
	Male	Female	
CGP	1		1
DCGP	1		1
ACGP	1		1
CP	16		16
ACP	18	7	25
SSP	32	7	39
SP	81	25	106
ASP	197	42	239
CASP	3		3
<b>CASP (Trainees)</b>	165	36	201
PO I	139	36	175
PO II	273	73	346
<b>CPO(Trainees)</b>	257	62	319
Ch/Wdr I	178	45	223
Ch/Wdr II	240	59	299
Ch/Wdr III	402	160	562
Sgt/Wdr	973	454	1,427
Cpl/Wdr	1,514	771	2,285
Wdr	4,162	1,686	5,848
<b>Wdr(Trainees)</b>	1,184	534	1,718
<b>Total</b>	<b>9,837</b>	<b>3,997</b>	<b>13,834</b>