

UGANDA PRISONS SERVICE

MONTHLY STATISTICS SUMMARY

JULY, 2022

1. PRISONERS

1.1. Population Change

Table 1: July, 2022 Average Population of Prisoners

Categories	July			June			Percentage Change (%)
	Males	Females	Total	Males	Females	Total	
Convicts:	33,655	1,573	35,228	32,548	1,510	34,058	3.4
Remands:	33,147	1,589	34,736	34,069	1,621	35,690	-2.7
Debtors:	295	76	371	295	76	371	0.0
Total:	67,097	3,238	70,335	66,912	3,207	70,119	0.3
Percentage (%)	95.4	4.6	100.0	95.4	4.6	100.0	
Approved Capacity			19,986			19,986	
Occupancy Rate (%)			351.9			350.8	

1.2. Percentage composition of remands, convicts and debtors

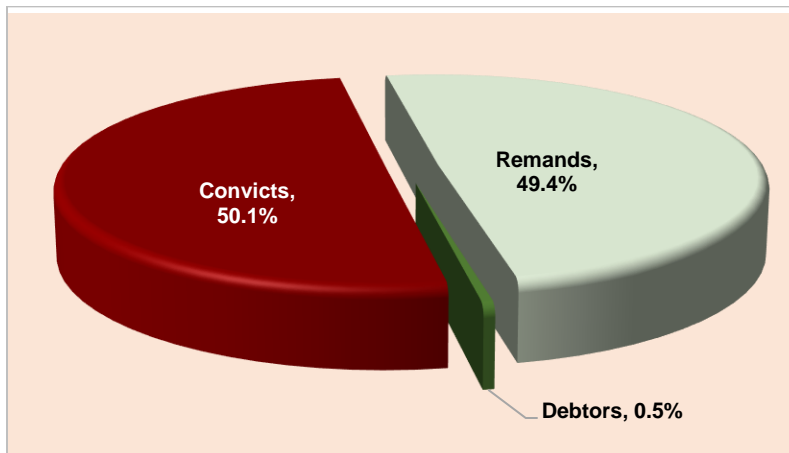


Figure 1: *Composition of Prisons population*

1.3. Monthly Population Trends of Prisoners (January, 2022 to July, 2022)

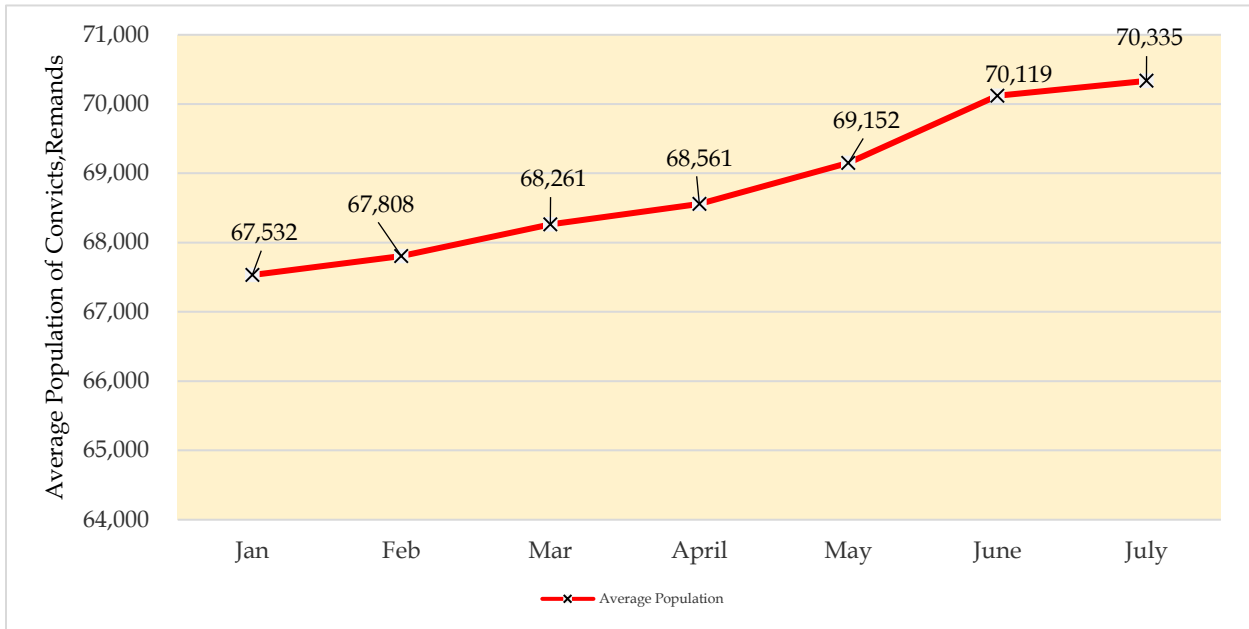


Figure 1: Monthly population Trend of prisoners

1.1. Population Composition Trends for Convicts, Remands, and Debtors for the period January, 2022 to July, 2022

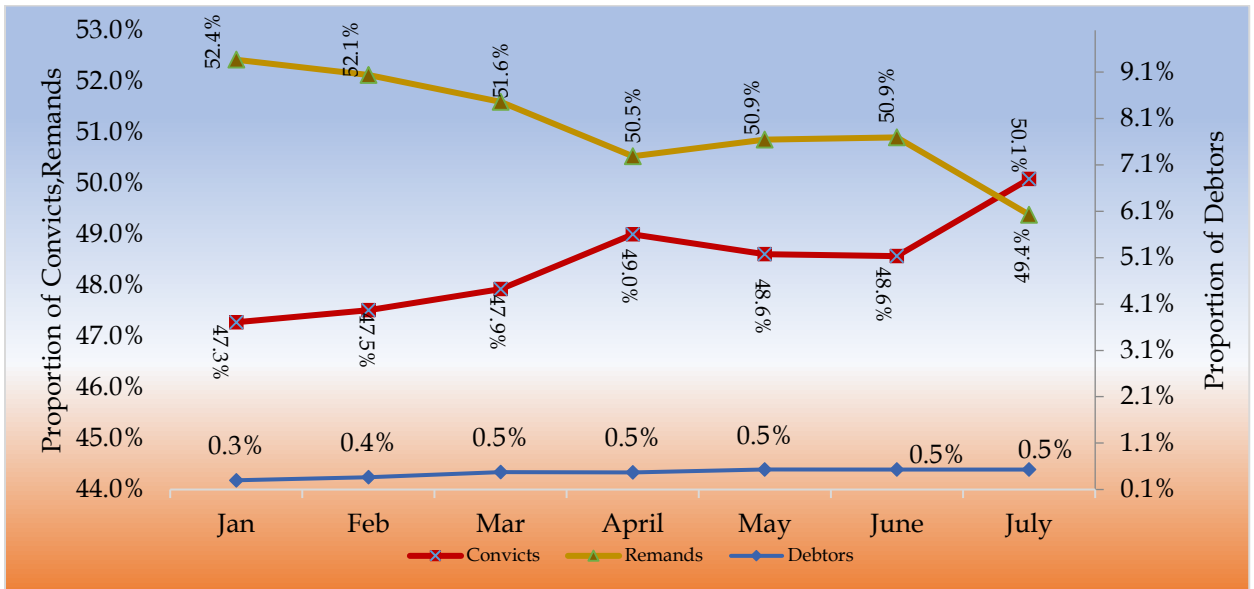


Figure 2: Monthly composition trends of convicts, remands, and debtors

2. STAFFING POSITION

Staff Strength

Table 2: Current Staff Strength.

STAFF CATEGORY	GENDER		TOTAL
	Males	Females	
Uniformed	8,367	3,374	11,741
Senior officers	367	82	449
Principal officers	420	110	530
NCOs	7,580	3,182	10,762
Non-Uniformed	262	231	493
Senior officers	98	84	182
Junior officers	164	147	311
Total	8,629	3,605	12,234
<i>Trainees at PATS</i>	431	99	530
CASPs	166	36	202
CPOs	265	63	328
GRAND TOTAL	9,060	3,704	12,764
<i>Percentage</i>	71.0	29.0	100.0

Uniformed staff by Rank

Table 3: Uniformed staff by Rank

RANK	Male	Female	Total
CGP	1		1
DCGP	1		1
ACGP	3		3
CP	18	1	19
Ag CP	2	1	3
ACP	19	6	25
SSP	36	7	43
SP	83	25	108
ASP	138	31	169
CASP	66	11	77
<i>CASP (Trainees)</i>	166	36	202
PO I	142	36	178
PO II	278	74	352
CPOs (Trainees)	265	63	328
Ch/Wdr I	180	45	225
Ch/Wdr II	252	61	313
Ch/Wdr III	411	163	574
Sgt/Wdr	985	457	1,442
Cpl/Wdr	1,526	777	2,303
Wdr	4,226	1,679	5,905
Total	8,798	3,473	12,271