



UGANDA PRISONS SERVICE

MONTHLY STATISTICS SUMMARY

December, 2023

1. PRISONERS

1.1. Population Change

Table 1: December, 2023 Average Population of Prisoners

Categories	Nov-23			Dec-23			% Change
	Males	Females	Total	Males	Females	Total	
Convicts:	37,913	1,832	39,745	38,292	1,793	40,085	0.9
Remands:	34,609	1,689	36,298	34,599	1,685	36,284	-0.04
Debtors:	399	127	526	436	138	574	9.1
Total:	72,921	3,648	76,569	73,327	3,616	76,943	0.5
Percentage (%)	95.2	4.8	100.0	95.3	4.7	100.0	
Approved Capacity			20,996			20,996	
Occupancy Rate (%)			364.7			366.5	

1.2. Percentage composition of remands, convicts and debtors

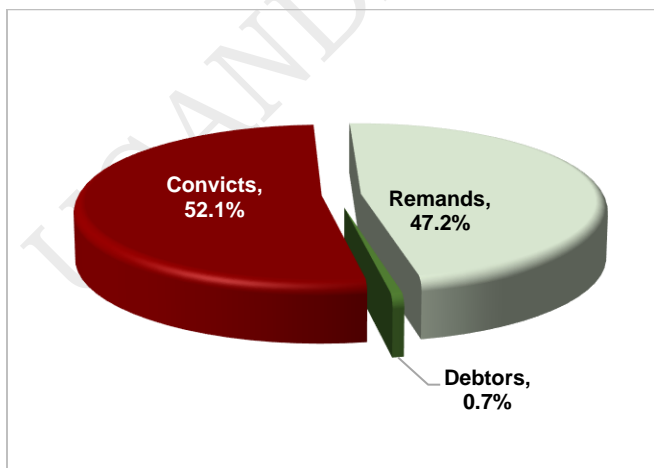


Figure 1: Composition of Prisons population

1.3. Monthly Population Trend of Prisoners from January to December, 2023.

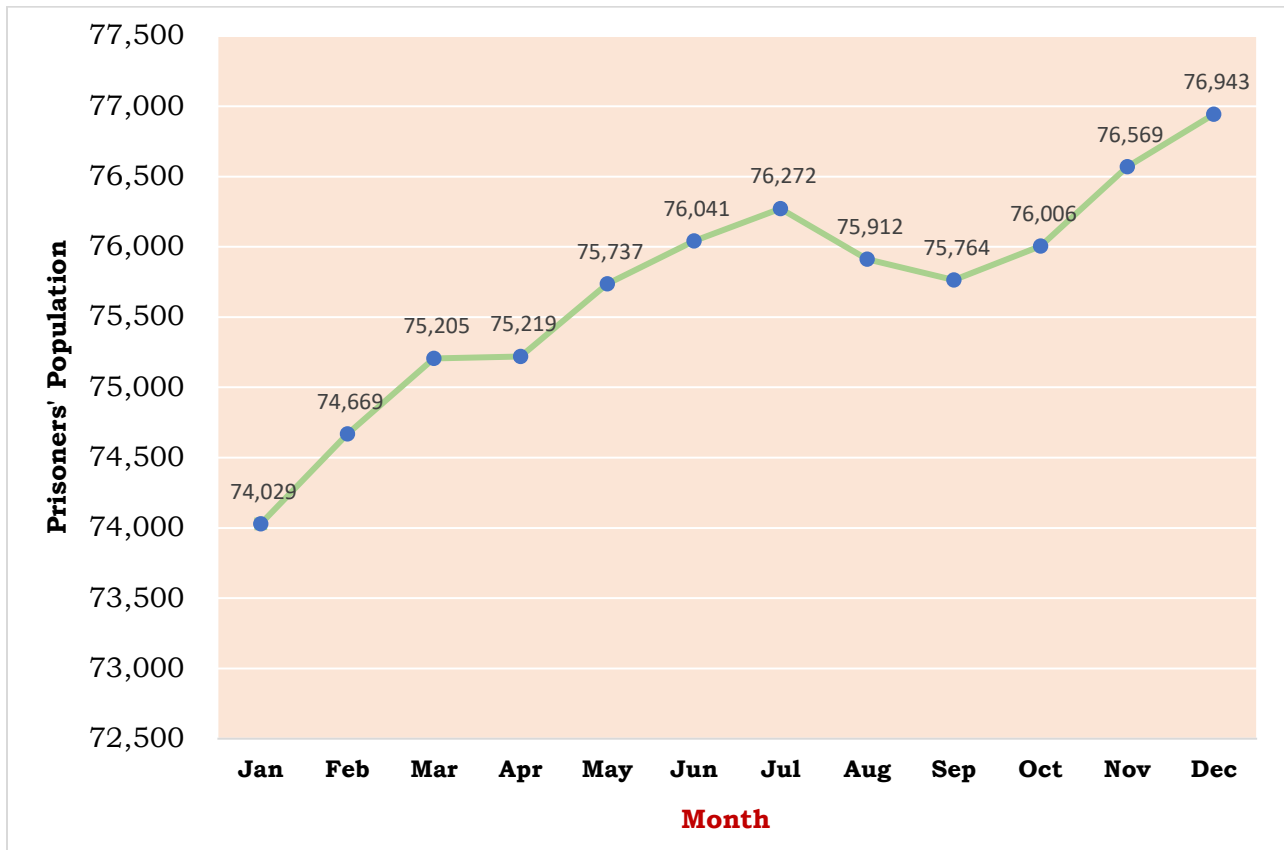


Figure 2: Trend of prisoners' population growth for the period between January and December, 2023.

1.4. Population Composition Trends for Convicts, Remands, and Debtors from January to December, 2023.

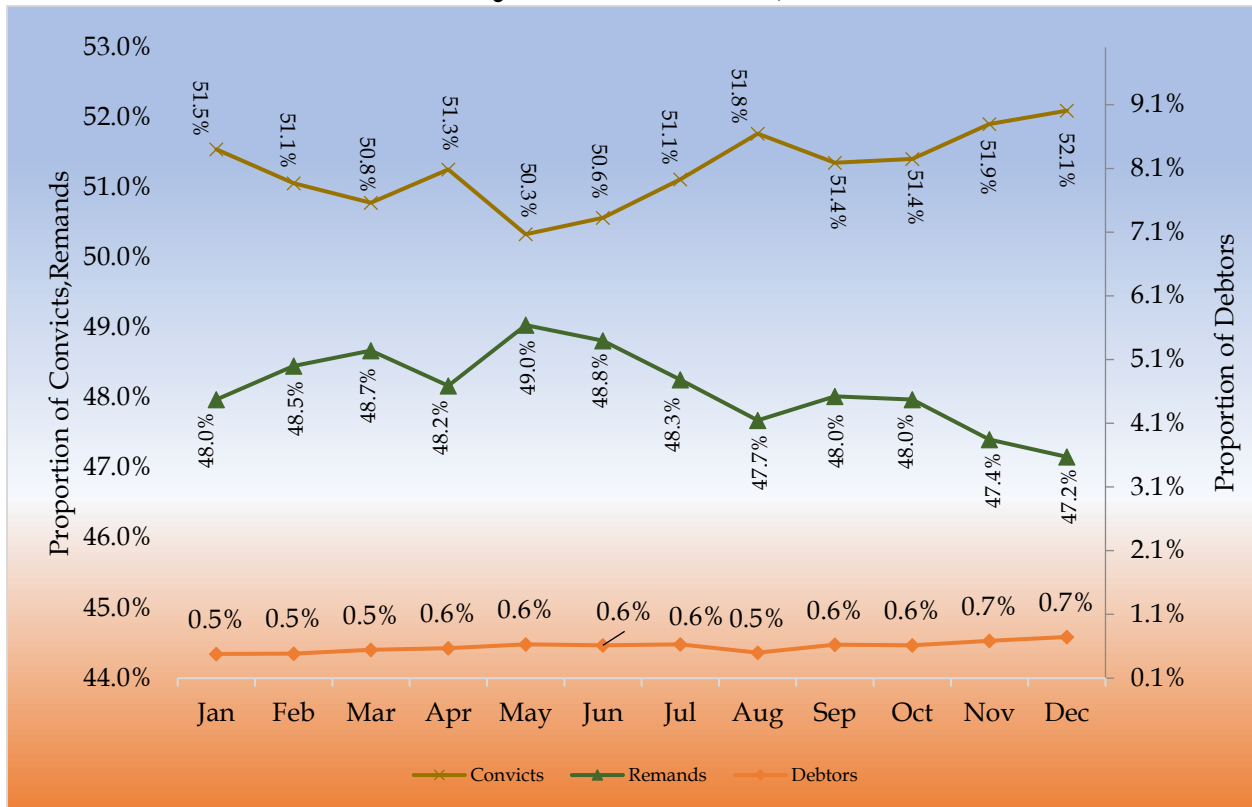


Figure 3: Monthly composition trends of convicts, remands, and debtors

2. STAFFING POSITION

2.1 Staff Strength

Table 2: December, 2023 Staff Strength.

STAFF CATEGORY	GENDER		TOTAL
	Males	Females	
Uniformed	9,751	4,037	13,788
Senior officers	518	116	634
Principal officers	668	171	839
NCOs	8,565	3,750	12,315
Non-Uniformed	269	240	509
Senior officers	99	78	177
Junior officers	170	162	332
GRAND TOTAL	10,020	4,277	14,297
Percentage	70.1	29.9	100.0

2.2 Uniformed staff by Rank

Table 3: Uniformed staff by Rank

Rank	Gender		Total
	Male	Female	
CGP	1		1
DCGP	1		1
ACGP	6		6
SCP	3		3
CP	15	5	20
ACP	16	6	22
SSP	41	7	48
SP	97	29	126
SASP	33	8	41
ASP	141	25	166
CASP	164	36	200
PO I	246	62	308
PO II	166	47	213
CPO	256	62	318
Ch/Wdr I	235	60	295
Ch/Wdr II	293	95	388
Ch/Wdr III	531	215	746
Sgt/Wdr	1,220	583	1,803
Cpl/Wdr	2,053	1,034	3,087
L/Cpl	685	320	1,005
Wdr	3,548	1,443	4,991
Total	9,751	4,037	13,788