

UGANDA PRISONS SERVICE

MONTHLY STATISTICS SUMMARY

AUGUST, 2022

1. PRISONERS

1.1. Population Change

Table 1: August, 2022 Average Population of Prisoners

Categories	August			July			Percentage Change (%)
	Males	Females	Total	Males	Females	Total	
Convicts:	34,238	1,588	35,826	33,655	1,573	35,228	1.7
Remands:	32,824	1,594	34,418	33,147	1,589	34,736	-0.9
Debtors:	235	56	291	295	76	371	-21.6
Total:	67,297	3,238	70,535	67,097	3,238	70,335	0.3
Percentage (%)	95.4	4.6	100.0	95.4	4.6	100.0	
Approved Capacity			19,986			19,986	
Occupancy Rate (%)			352.9			351.9	1.0

1.2. Percentage composition of remands, convicts and debtors

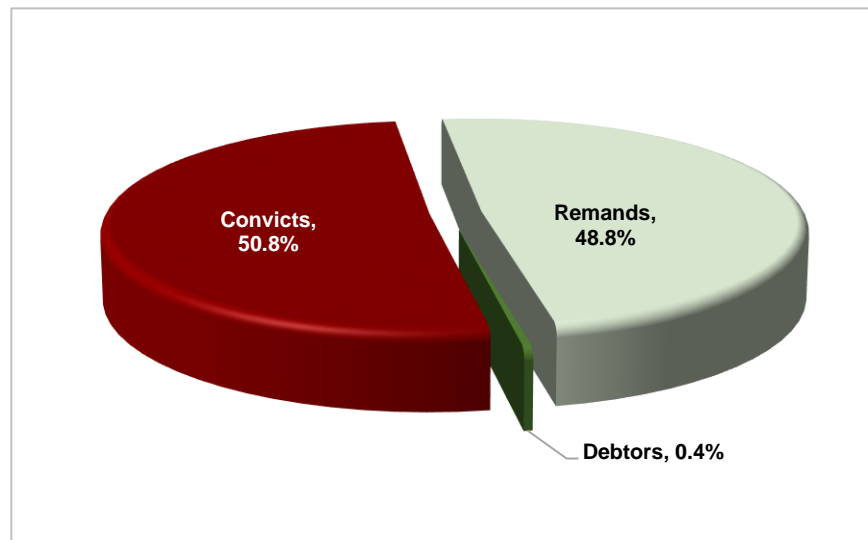


Figure 1: Composition of Prisons population

1.3. Monthly Population Trends of Prisoners (January to August, 2022)

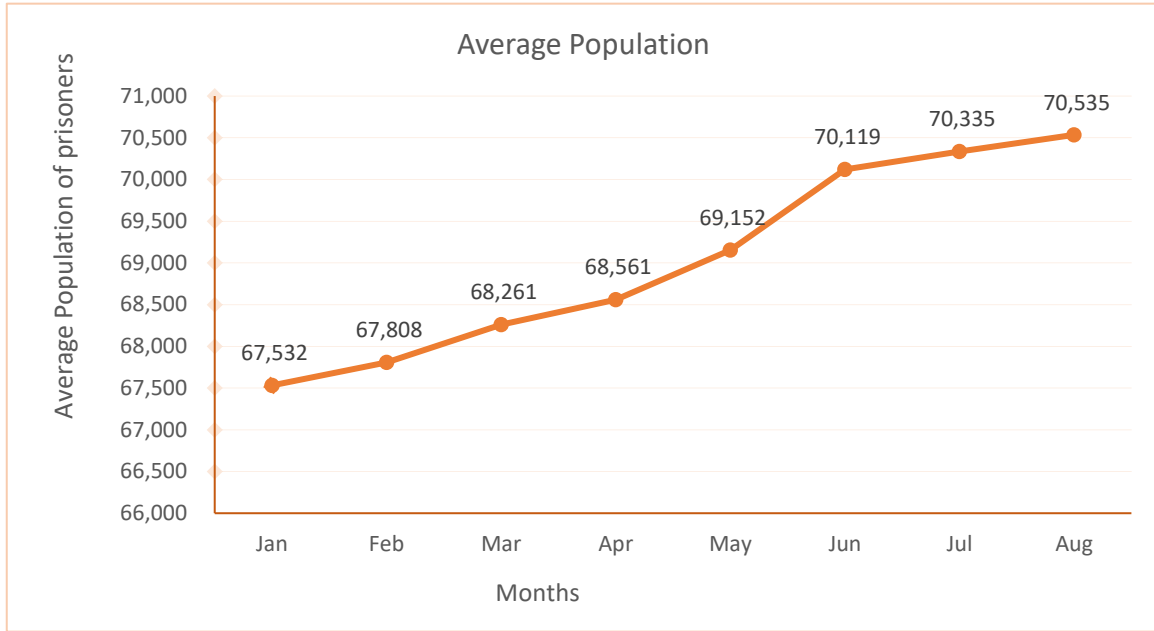


Figure 2: Trend of prisoners' population growth for the period of January - August 2022

1.4. Population Composition Trends for Convicts, Remands, and Debtors for the period January to August, 2022

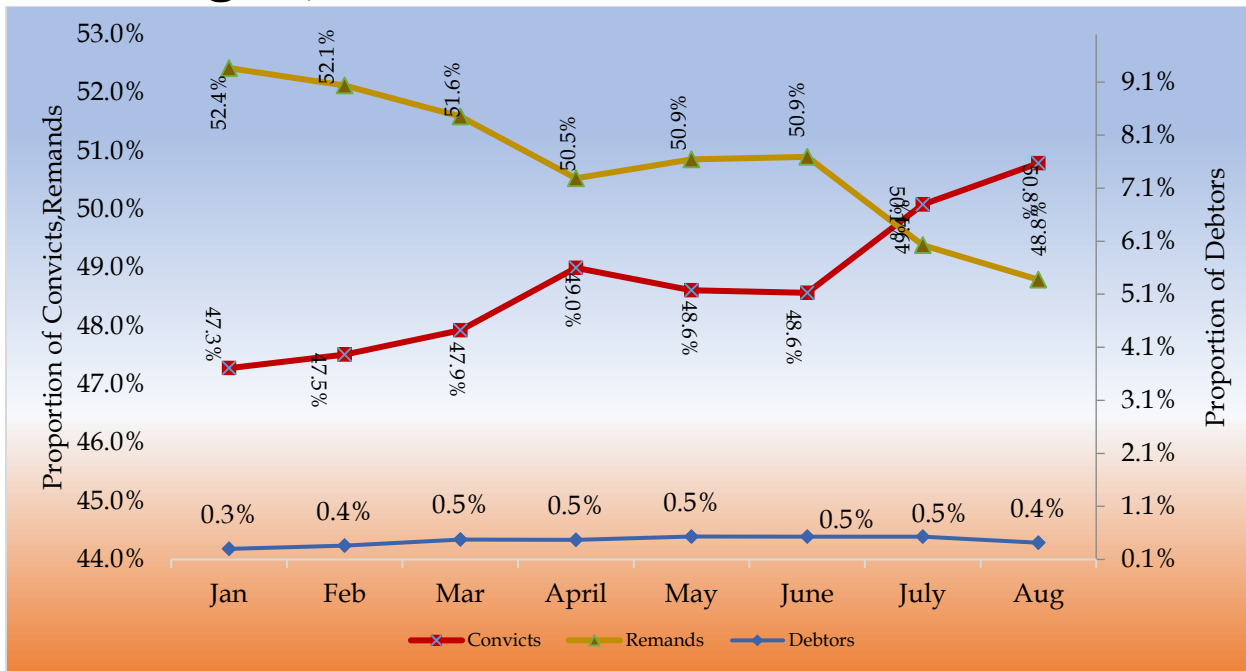


Figure 3: Monthly composition trends of convicts, remands, and debtors

2. STAFFING POSITION

2.1 Staff Strength

Table 2: Current Staff Strength.

STAFF CATEGORY	GENDER		TOTAL
	Males	Females	
Uniformed	8,346	3,375	11,721
Senior officers	366	82	448
Principal officers	419	109	528
NCOs	7,561	3,184	10,745
Non-Uniformed	261	231	492
Senior officers	97	84	181
Junior officers	164	147	311
Total	8,607	3,606	12,213
Trainees at PATS	423	98	521
CASPs	166	36	202
CPOs	257	62	319
GRAND TOTAL	9,030	3,704	12,734
Percentage	71	29	100

2.2 Uniformed staff by Rank

Table 3: Uniformed staff by Rank

RANK	Gender		Total
	Male	Female	
CGP	1		1
DCGP	1		1
ACGP	3		3
CP	17	1	18
Ag CP	2	1	3
ACP	19	6	25
SSP	36	7	43
SP	83	25	108
ASP	138	31	169
CASP	66	11	77
<i>CASP(Trainees)</i>	<i>166</i>	<i>36</i>	<i>202</i>
PO I	142	36	178
PO II	277	73	350
CPOs(Trainees)	257	62	319
Ch/Wdr I	180	45	225
Ch/Wdr II	252	61	313
Ch/Wdr III	410	163	573
Sgt/Wdr	985	458	1,443
Cpl/Wdr	1,529	776	2,305
Wdr	4,205	1,681	5,886
Total	8,769	3,473	12,242