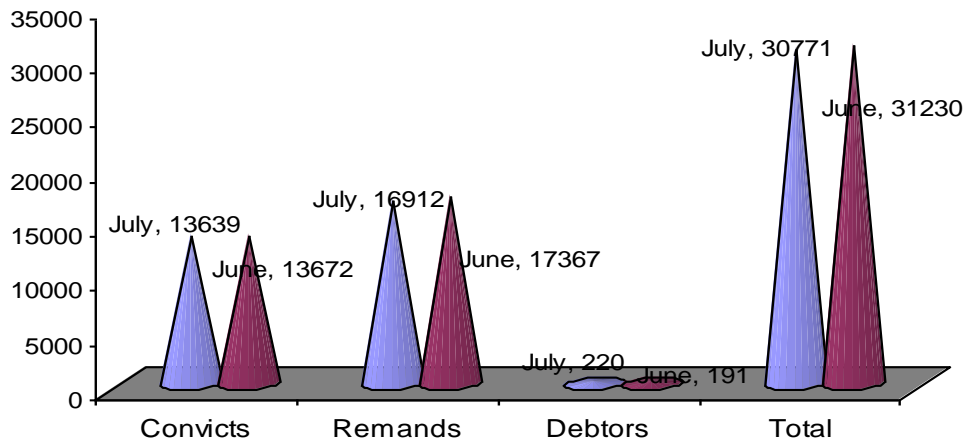


SUMMARY OF UPS PRISONERS STATISTICAL RETURNS JULY, 2010

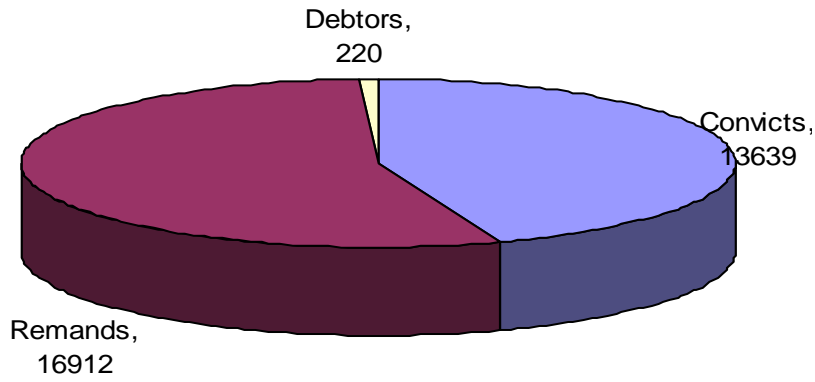
CATEGORY	JULY			JUNE			July as % of June
	Male	Female	Total	Male	Female	Total	
Convicted Prisoners	13,203	436	13,639	13,162	510	13,672	99.8
Remand Prisoners	16,173	739	16,912	16,541	826	17,367	97.4
Total Debtors			220			191	115.2
Total Population	29,376	1,175	30,771	29,703	1,336	31,230	98.5
Approved Accommodation			13,670			13,670	
Occupancy %age			225%			228%	

Figure1: Population for July, 2010 as compared to June.



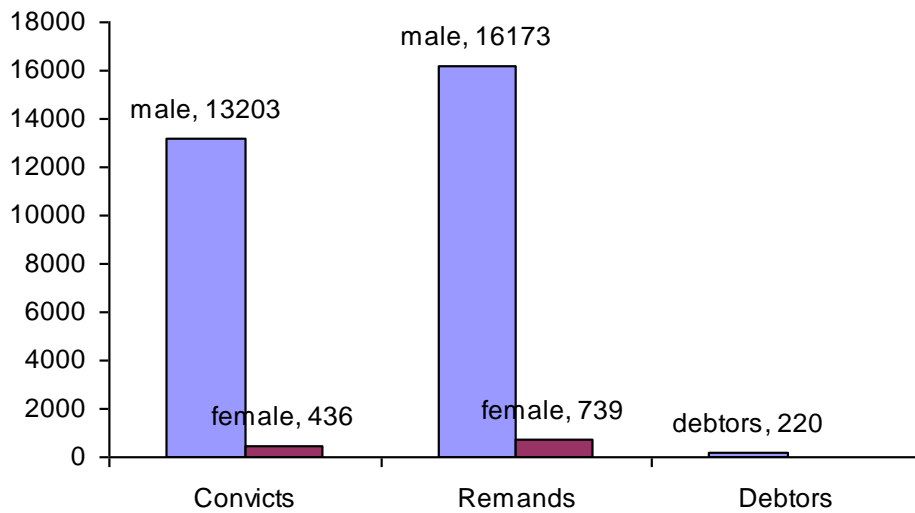
- i. Compared to the previous month of July, the overall average population decreased by 1.5% with an absolute decrease of **459** prisoners. There was a decrease in convicted prisoners 0.2% absolute 33, on average Remand prisoners decreased by 2.6% absolute decrease of 455, Debtors increased by 15.2% absolute increase of 29 prisoners *as shown in the table above.*

Figure 2: category of inmates during the month of July, 2010



- ii. Prisoners on remand made up the majority (55%) with an absolute value of **16,912** prisoners of which 95.6% (**16,173**) are male remands and 4.4% (**739**) are female remands, followed by convicted prisoners (44.3%) absolute value of **13,639** where 96.8% (**13,203**) are male convicts and 3.2% (**436**) female convicts and the minority are debtors 0.6% absolute value of (**220**) prisoners. Overall, most of the prisoners in custody are males (**95.5%**) absolute value of **29,376** followed by females (**4.5%**) absolute value of **1,175** prisoners and minority are debtors **0.7%** absolute value of **169** prisoners.

Figure 3: Breakdown of the different categories of inmates during the month of July, 2010



LEVEL OF CONGESTION IN PENAL INSTITUTIONS DURING JULY, 10

Region	Holding capacity	Total Inmates	%age Occupancy
Northern	975	2915	323
South Western	1,137	3558	316
Southern	1,011	2696	267
Kampala Extra	1,673	4740	286
North Western	707	1667	236
North Eastern	418	904	216
Central	2,398	4629	193
Western	972	2518	188
South Eastern	1,454	2551	175
Eastern	1,960	2390	115
Mid Western **	549	2203	401**
Total	13,670		

See detailed break down in table attached

- iii. There is still overall congestion in most prisons as seen in *table below pg 1&2* (look at occupancy %).
- iv. The total approved prisons capacity in the country for the big units is **9,933** and small units *provided* is **3,737** total **13,670**. This therefore means there is an excess over capacity of **125%** with an absolute value of **17,101** prisoners.