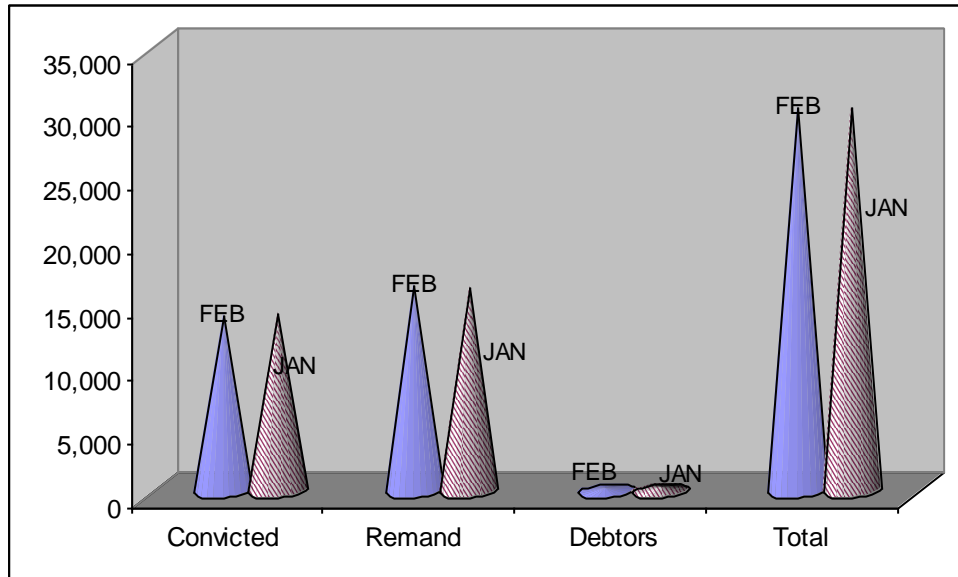


**SUMMARY OF UPS PRISONERS STATISTICAL RETURNS FEBRUARY, 2011**

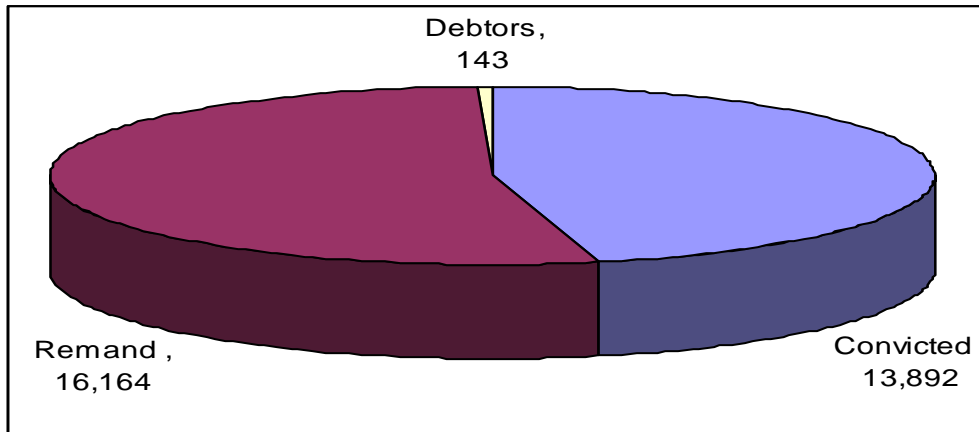
CATEGORY	FEBRUARY			JANUARY			Feb as % of Jan
	Male	Female	Total	Male	Female	Total	
Convicted Prisoners	13,356	536	<b>13,892</b>	13,415	551	<b>13,966</b>	99%
Remand Prisoners	15,443	721	<b>16,164</b>	15,405	735	<b>16,140</b>	100.1%
Total Debtors			<b>142</b>			<b>142</b>	100.7%
Total Population	<b>28,799</b>	<b>1,257</b>	<b>30,199</b>	<b>28,820</b>	<b>1,286</b>	<b>30,248</b>	99.8%
Approved Accommodation			<b>14,334</b>			<b>14,334</b>	
Occupancy %age			<b>211%</b>			<b>221%</b>	

**Figure1: Population for February, 2011 as compared to January.**



- i. Compared to the previous month of January, the overall average population decreased by 0.2% with an absolute decrease of **49** prisoners. There was a decrease in convicted prisoners 1% absolute 74, on average Remand prisoners increased by 0.1% absolute increase of 24, Debtors increased by 0.7% absolute increase of 1 prisoners *as shown in the table above.*

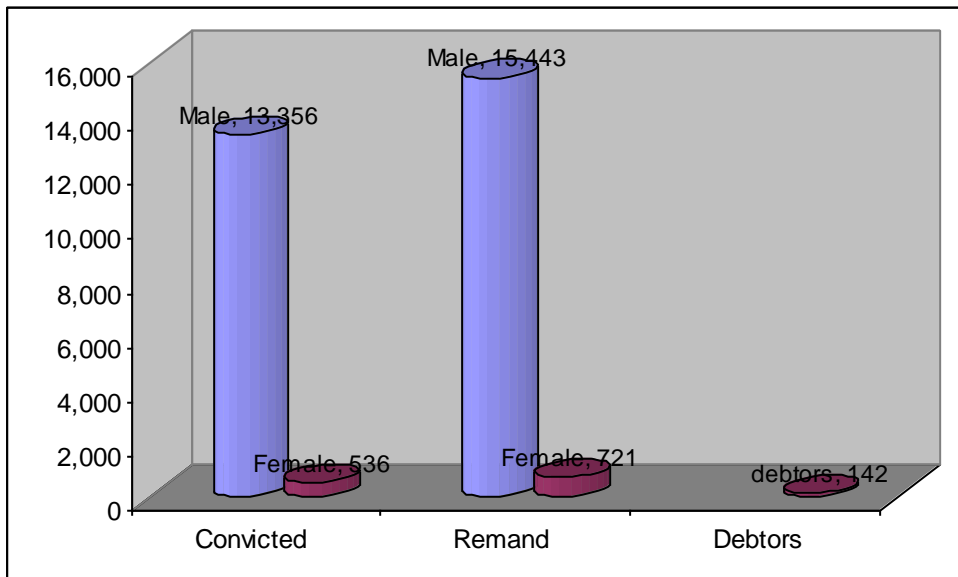
**Figure 2: category of inmates during the month of February, 2011**



ii. Prisoners on remand made up the majority 53.5% with an absolute value of **16,164** prisoners of which 96% (**15,443**) are male remands and 4% (**721**) are female remands, followed by convicted prisoners (46%) absolute value of **13,892** where 96% (**13,356**) are male convicts and 4% (**536**) female convicts and the minority are debtors 0.5% absolute value of (**143**) prisoners. Overall, most of the prisoners in custody are males (**95.5%**) absolute value of **28,799** followed by females (**4%**) absolute value of **1,257** prisoners and minority are debtors **0.5%** absolute value of **142** prisoners.

iii. It's interesting to note that the remand population is at 53.5% from 54% while the convicts population is at 46% from 44%.

**Figure 3: Breakdown of the different categories of inmates during the month of December, 2010**



- iv. There is still overall congestion in most prisons as seen in *table below pg 1&2* (look at occupancy %).
  
- v. The institution is in the process of establishing the new holding capacities for prisons units especially those with newly constructed wards and former LAPs. This has been phased and so far handled South western region, Mid western & Western regions. The remaining phase of regions will be tackled later. Owing to the above mentioned exercise the current prisons capacity in the country is **14,334** up from **13,670**. This therefore means there is an excess over capacity of **111%** with an absolute value of **15,865** prisoners.