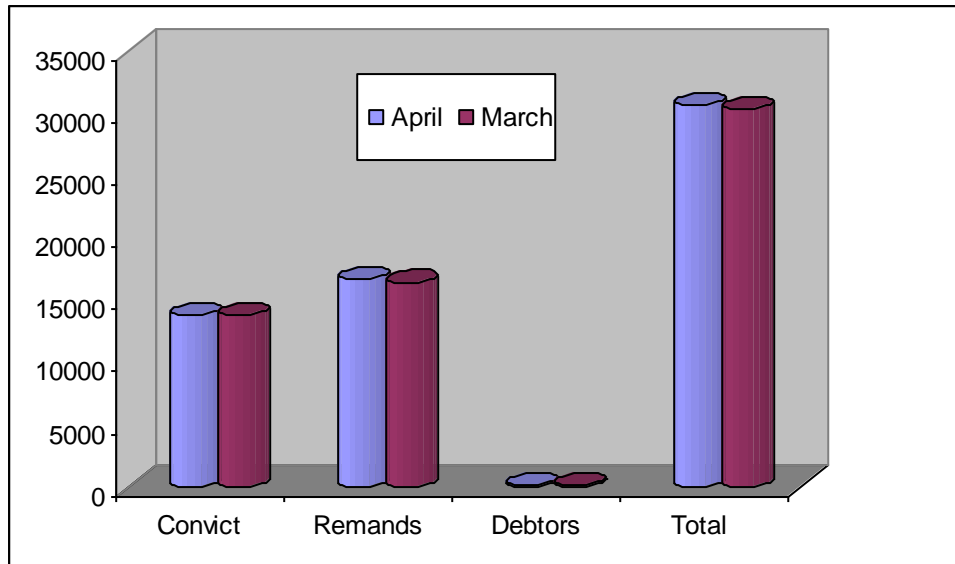


SUMMARY OF UPS PRISONERS STATISTICAL RETURNS APRIL, 2011

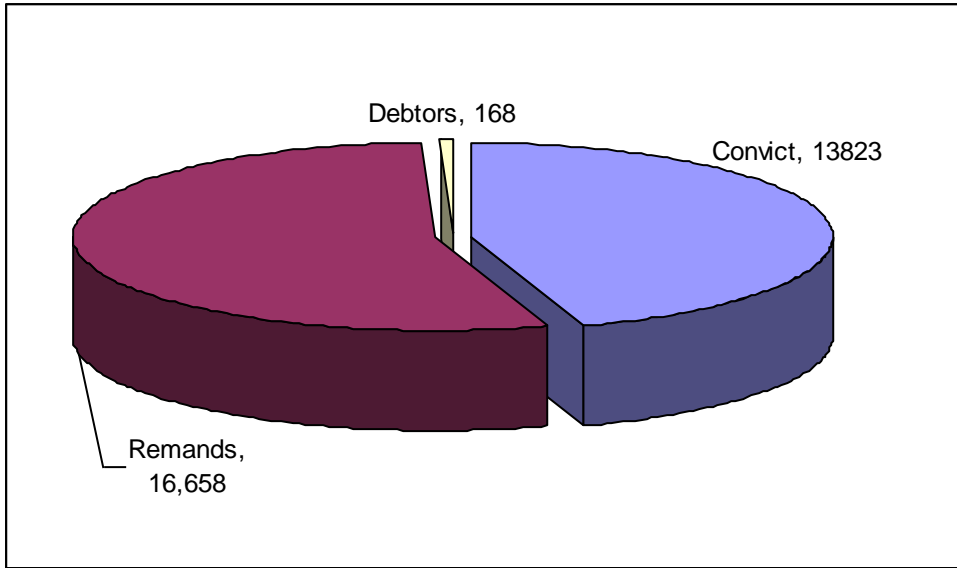
CATEGORY	APRIL			MARCH			Apr as % of Mar
	Male	Female	Total	Male	Female	Total	
Convicted Prisoners	13,290	533	13823	13,264	495	13,759	100.5%
Remand Prisoners	15,909	749	16,658	15,747	707	16,454	101%
Total Debtors			168			141	119%
Total Population	29,199	1,282	30,649	29,011	1,202	30354	101%
Approved Accommodation			14,334			14,334	
Occupancy %age			214%			212%	

Figure1: Population for April, 2011 as compared to March.



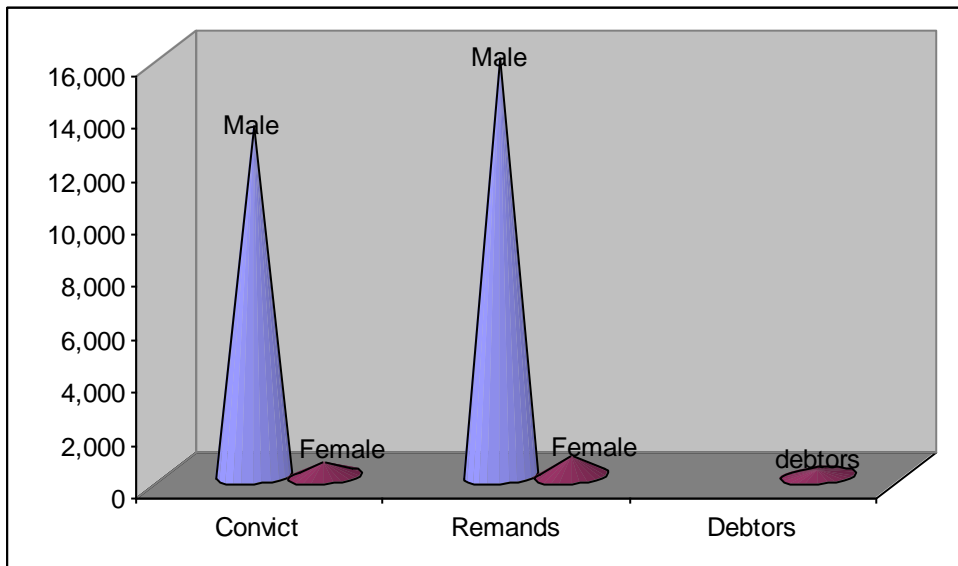
- i. Compared to the previous month of January, the overall average population increased by 1% with an absolute increase of **295** prisoners. There was a increase in convicted prisoners 0.5% absolute 64, on average Remand prisoners increased by 1% absolute increase of 204, Debtors increased by 19% absolute increase of 27 prisoners *as shown in the table above.*

Figure 2: category of inmates during the month of April, 2011



- ii. Prisoners on remand made up the majority 54.4% with an absolute value of **16,658** prisoners of which 96% (**15,909**) are male remands and 4% (**749**) are female remands, followed by convicted prisoners (45.1%) absolute value of **13,823** where 96% (**13,290**) are male convicts and 4% (**533**) female convicts and the minority are debtors 0.5% absolute value of (**168**) prisoners. Overall, most of the prisoners in custody are males (**95.3%**) absolute value of **29,199** followed by females (**4.2%**) absolute value of **1,282** prisoners and minority are debtors **0.5%** absolute value of **1168** prisoners.

Figure 3: Breakdown of the different categories of inmates during the month of April, 2011



- iii. There is still overall congestion in most prisons as seen in *table below pg 1&2* (look at occupancy %).
- iv. The current prisons capacity in the country is **14,334**. This therefore means there is an excess over capacity of **114%** with an absolute value of **16,315** prisoners.

From population table, the most congested region was Mid Central with 337% followed by Northern region 312%, Kampala Extra 293%, South Western region 273% and least congested was Eastern region 112%